


level I

TECHNIC LESSONS

by JAMES BASTIEN

THE BASTIEN PIANO LIBRARY



THE BASTIEN PIANO LIBRARY

and Supplementary Books

Primer Level

- Method:* Piano Lessons, Primer (WP1)
or Piano Lessons, Traditional Primer (WP100)
Theory: Theory Lessons, Primer (WP6)
or Theory and Technic, Traditional Primer (WP101)
Technic: Technic Lessons, Primer (WP11)
Supplementary: Christmas Favorites, Primer (WP48)
Favorite Classic Melodies, Primer (WP72)
First Pops For Piano (WP135)
First Songs of My Country (WP140)
Folk Tune Favorites, Primer (WP46)
Happy Halloween, Primer-Level 2 (WP103)
Happy Valentine's, Primer-Level 2 (WP104)
Hymn Favorites, Primer (WP43)
Piano Recital Solos, Primer (WP64)
Piano Solos, Primer (WP22)
or Piano Solos, Traditional Primer (WP102)
Sheet Music: Primer Level solos (see inside back cover)

Level 1

- Method:* Piano Lessons, Level 1 (WP2)
Theory: Theory Lessons, Level 1 (WP7)
Note Speller Level 1 (WP20)
Technic: Technic Lessons, Level 1 (WP12)
Sight Reading: Sight Reading, Level 1 (WP16)
Sonatinas: More Mini Sonatinas (WP408)
Three Mini Sonatinas (WP139) [1-2]
Supplementary: Bastien Favorites, Level 1 (GP83)
Christmas Favorites, Level 1 (WP49)
Favorite Classic Melodies, Level 1 (WP73)
Folk Tune Favorites, Level 1 (WP47)
Happy Halloween, Primer-Level 2 (WP103)
Happy Valentine's, Primer-Level 2 (WP104)
Hymn Favorites, Level 1 (WP44)
Piano Recital Solos, Level 1 (WP65)
Piano Solos, Level 1 (WP23)
Pop Piano Styles, Level 1 (WP51)
Stephen Foster Favorites (WP27)
Walt Disney Favorites (GP28)
Ensemble: Christmas Duets, Level 1 (GP311)
Duet Favorites, Level 1 (WP60)
Sheet Music: Level 1 solos (see inside back cover)

Level 2

- Method:* Piano Lessons, Level 2 (WP3)
Theory: Theory Lessons, Level 2 (WP8)
Technic: Technic Lessons, Level 2 (WP13)
Sight Reading: Sight Reading, Level 2 (WP17)
Sonatinas: Three Mini Sonatinas (WP139) [1-2]
Supplementary: Bastien Favorites, Level 2 (GP84)
Christmas Favorites, Level 2 (WP50)
Favorite Classic Melodies, Level 2 (WP74)
Happy Halloween, Primer-Level 2 (WP103)
Happy Valentine's, Primer-Level 2 (WP104)
Hymn Favorites, Level 2 (WP45)
Patriotic Songs For Piano (WP21)
Piano Recital Solos, Level 2 (WP66)
Piano Solos, Level 2 (WP24)
Pop Piano Styles, Level 2 (WP52)
Ensemble: Christmas Duets, Level 2 (GP312)
Duet Favorites, Level 2 (WP61)
Sheet Music: Level 2 solos (see inside back cover)

Level 3

- Method:* Piano Lessons, Level 3 (WP4)
Theory: Theory Lessons, Level 3 (WP9)
Technic: First Hanon Studies (WP31) [3]
Technic Lessons, Level 3 (WP14)
Sight Reading: Sight Reading, Level 3 (WP18)
Repertoire: First Piano Repertoire Album (WP70) [3-4]
Sonatinas: First Sonatinas (GP302)
Supplementary: Bastien Favorites, Level 3 (GP85)
Christmas Favorites, Level 3 (WP68)
Country, Western 'N Folk, Book 1 (GP66)
Favorite Classic Melodies, Level 3 (WP75)
Hebrew Favorites (GP92)
Piano Recital Solos, Level 3 (WP77)
Piano Solos, Level 3 (WP25)
Pop Piano Styles, Level 3 (WP53)
Ensemble: Christmas Duets, Level 3 (GP313)
Duet Favorites, Level 3 (WP62)
Sheet Music: Level 3 solos (see inside back cover)

Level 4

- Method:* Piano Lessons, Level 4 (WP5)
Theory: Theory Lessons, Level 4 (WP10)
Technic: Major Scales & Pieces (GP11)
Technic Lessons, Level 4 (WP15)
Sight Reading: Sight Reading, Level 4 (WP19)
Repertoire: First Piano Repertoire Album (WP70) [3-4]
Piano Literature, Volume 1 (GP9)
Sonatinas: First Sonata Album (WP124)
Sonatina Favorites, Book 1 (GP97)
Sonatinas For The Seasons (GP310)
Supplementary: Bastien's Best of Bacharach and David (WP134)
Bastien Favorites, Level 4 (GP86)
Christmas Favorites, Level 4 (WP69)
Country, Western 'N Folk, Book 2 (GP67)
Favorite Classic Melodies, Level 4 (WP76)
Nutcracker Suite, The (WP67)
Piano Recital Solos, Level 4 (WP78)
Piano Solos, Level 4 (WP26)
Pop Piano Styles, Level 4 (WP54)
Scott Joplin Favorites (GP90)
Ensemble: Christmas Carols for Multiple Pianos (GP42)
Duet Favorites, Level 4 (WP63)
Sheet Music: Level 4 solos (see inside back cover)

INTERMEDIATE PIANO COURSE

Level 1

- Method:* Intermediate Repertoire 1 (WP105)
Theory: Intermediate Theory 1 (WP108)
Technic: Intermediate Technic 1 (WP111)
Solo Collection: Intermediate Multi-key Solos 1 (WP114)

Level 2

- Method:* Intermediate Repertoire 2 (WP106)
Theory: Intermediate Theory 2 (WP109)
Technic: Intermediate Technic 2 (WP112)
Solo Collection: Intermediate Multi-key Solos 2 (WP115)

Level 3

- Method:* Intermediate Repertoire 3 (WP107)
Theory: Intermediate Theory 3 (WP110)
Technic: Intermediate Technic 3 (WP113)
Solo Collection: Intermediate Multi-key Solos 3 (WP116)

THE BASTIEN PIANO LIBRARY

level I

TECHNIC LESSONS

by **JAMES BASTIEN**



KJOS WEST • Neil A. Kjos Music Company, Publisher • San Diego, California

TO THE TEACHER

TECHNIC LESSONS, Level 1, is designed to be used simultaneously with **PIANO LESSONS, Level 1** (© 1976 KJOS WEST, San Diego, California. Ed. No. WP2). It may also be used with any piano course.

DYNAMICS Unless indicated, the dynamics are to be suggested by the teacher. On each repeat of the exercise, have the student use a different dynamic level.

TEMPO Direct the student to play each exercise in three tempos: slow, medium and fast. On each repeat, have the student use a different tempo.

TOUCH Unless staccato is indicated, the basic touch for these exercises is legato. However, many of the legato exercises may be repeated played staccato at the teacher's discretion.

The goal of **TECHNIC LESSONS** is to develop hand and finger coordination and facility, and to develop ease and control at the keyboard. A variety of keyboard experiences is provided to give the student a basic foundation in beginning fundamentals.

Suggested Use of Materials with "PIANO LESSONS, Level 1."

After completing page 5, the student is ready to begin	Theory Lessons —Level 1 (WP57)
After completing page 7, the student is ready to begin	Technic Lessons —Level 1 (WP12)
After completing page 8, the student is ready to begin	Piano Solos —Level 1 (WP23)
After completing page 10, the student is ready to begin	Note Speller —Level 1 (WP20)
After completing page 13, the student is ready to begin	Sight Reading —Level 1 (WP16)
After completing page 32, the student is ready to begin these Supplementary Books	Bastien Favorites —Level 1 (GP83) Christmas Duets —Level 1 (GP311) Christmas Favorites —Level 1 (WP49) Duet Favorites —Level 1 (WP60) Favorite Classic Melodies —Level 1 (WP73) Folk Tune Favorites —Level 1 (WP47) Hymn Favorites —Level 1 (WP44) Piano Recital Solos —Level 1 (WP65) Pop Piano Styles —Level 1 (WP51) Walt Disney Favorites (GP28)

SHEET MUSIC from **Level One Solos** may be assigned to the student at the teacher's discretion.

ISBN 0-8497-5011-3

Any reproduction, adaptation or arrangement of this work in whole or in part without the consent of the copyright owner constitutes an infringement of copyright.

© 1976 Kjos West, San Diego, California

Inter. Copyright Secured All Rights Reserved Printed in U.S.A.

TO THE STUDENT

The studies in this book are designed to help you play the piano with ease and control. Allow time each day for technic practice. You might use these studies as warm-ups before beginning to practice your pieces.

Think of these three points often.

HEIGHT

Sit up high enough to reach the keys easily. Your wrists and forearms should be in a *straight line* over the keys. Do you have a piano stool or a piano chair at home which moves up and down? If not, cushions or telephone books will help raise you up when you practice.

POSTURE

Sit up *straight* in front of the center of the piano (by the piano's name). Place your feet flat on the floor. Do your feet reach the floor? If not, it is helpful to have a footstool under them when you practice.

HAND POSITION

When playing the piano, hold your fingers in a nice *curved shape*. Imagine you are holding a ball. This is the way the fingers should be curved when playing the piano.

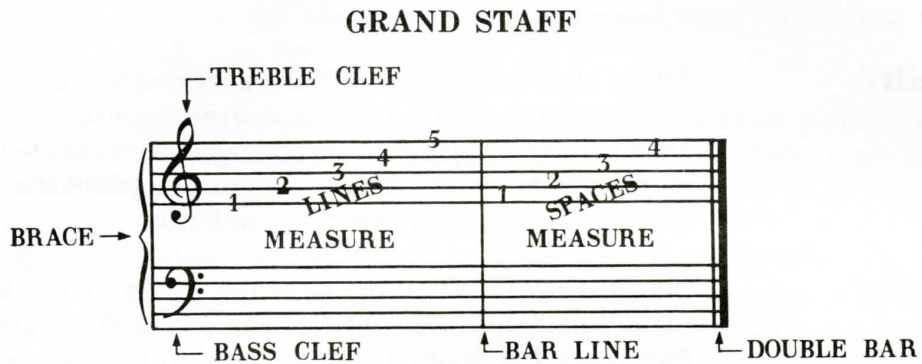
CONTENTS

	Page		Page
Beginning Music Facts	4	G Major Five Finger Patterns.....	20
C Major Five Finger Patterns.....	6	Chords	22
Chords	8	Staccato - Legato	24
Staccato	10	Phrasing - Contrary Motion	25
Phrasing	11	Moving Hand Positions.....	26
Contrary Motion	12	Dotted Rhythm	27
Thumb Crossings	13	Thumb Crossings	28
F Major Five Finger Patterns.....	14	Chromatics	29
Chords	16	Pedal	30
Staccato - Legato	18	Double Notes	31
Phrasing	19	Teacher's Technic	32

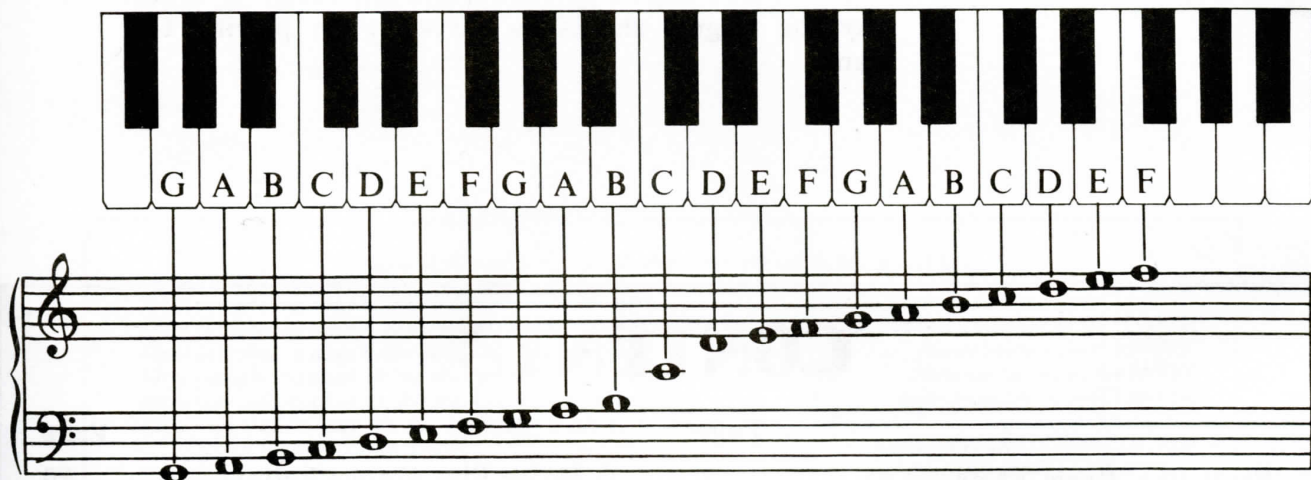
BEGINNING MUSIC FACTS

The following music facts are given for review and reference.

STAFFS - CLEFS




KEYBOARD - NOTES




SHARPS - FLATS









SHARP - Play the next key to the right.






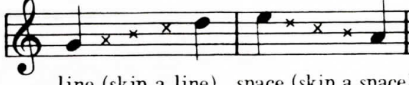
b FLAT - Play the next key to the left.



NOTE VALUES - RESTS




Note and Rest Values in $\frac{4}{4}$ Time					
	TWO EIGHTHS	QUARTER	HALF	DOTTED HALF	WHOLE
NOTES					
RESTS					
Count:	two-8ths	quar - ter	half - note	half - note - dot	whole - note - hold - it
OR Count:	1 - and	1	1 - 2	1 - 2 - 3	1 - 2 - 3 - 4

INTERVALS

<p>2nd</p>  <p>line to next space space to next line</p>	<p>3rd</p>  <p>line to next line space to next space</p>
<p>4th</p>  <p>line to space space to line</p>	<p>5th</p>  <p>line (skip a line) to line space (skip a space) to space</p>

TIME SIGNATURES

$\frac{2}{4}$ 2 beats in each measure.
 $\frac{3}{4}$ 3 beats in each measure.
 $\frac{4}{4}$ 4 beats in each measure.



$\frac{2}{4}$ the quarter note () gets one beat.
 $\frac{3}{4}$ the quarter note () gets one beat.
 $\frac{4}{4}$ the quarter note () gets one beat.



TERMS



Forte *f* means loud.

Legato Play connected tones smoothly.

Piano *p* means soft.

Slur A curved line over  or under  two or more notes that are to be played legato.

Staccato Play disconnected tones in a short separated way. A dot above () or below () a note means to play staccato.

Tie A curved line which connects notes on the same line  or space . Play the first note and hold it for the value of both notes.

C MAJOR FIVE FINGER PATTERNS



WARM~UPS



SLOW WORK~OUT



FAST WORK~OUT!



SKIPPING

Musical notation for the 'SKIPPING' exercise. It consists of two staves in 4/4 time. The treble clef staff has a melody of quarter notes: C4, E4, G4, A4, B4, C5, B4, A4, G4, F4, E4, D4. Fingerings 1, 3, 5 are indicated above the first three notes. The bass clef staff has a bass line of quarter notes: G2, E2, C2, B1, A1, G1, F1, E1, D1, C1, B0, A0. The piece ends with a double bar line and repeat dots.



SKIPPING, STEPPING


Musical notation for the 'SKIPPING, STEPPING' exercise. It consists of two staves in 4/4 time. The treble clef staff has a melody of quarter notes: C4, E4, G4, A4, B4, C5, B4, A4, G4, F4, E4, D4. Fingerings 5, 3, 2, 3, 1 are indicated above the first five notes. The bass clef staff has a bass line of quarter notes: G2, E2, C2, B1, A1, G1, F1, E1, D1, C1, B0, A0. The piece ends with a double bar line and repeat dots.



SKIPPING FAST!

Musical notation for the 'SKIPPING FAST!' exercise. It consists of two staves in 4/4 time. The treble clef staff has a melody of eighth notes: C4, E4, G4, A4, B4, C5, B4, A4, G4, F4, E4, D4. Fingerings 5, 3, 1 are indicated above the first three notes. The bass clef staff has a bass line of eighth notes: G2, E2, C2, B1, A1, G1, F1, E1, D1, C1, B0, A0. The piece ends with a double bar line and repeat dots.

CHORDS



GOING UPHILL

Musical score for 'GOING UPHILL' in 3/4 time. The score consists of two staves: a treble clef staff and a bass clef staff. The bass clef staff contains a 'broken chord' (F5, C3, G2) and a 'block chord' (F5, C3, G2). The treble clef staff contains a melody with notes G4, A4, B4, and C5, with fingerings 1, 3, 5, and 1 respectively. A final chord of F5, C3, G2 is shown in the treble clef staff with fingerings 5, 3, 1.



ENGINE STARTING

Musical score for 'ENGINE STARTING' in 4/4 time. The score consists of two staves: a treble clef staff and a bass clef staff. The bass clef staff contains a broken chord (F5, C3, G2) with fingerings 1, 3, 5. The treble clef staff contains a melody of block chords (F5, C3, G2) with fingerings 5, 3, 1.



GIANT STEPS!

Musical score for 'GIANT STEPS!' in 4/4 time. The score consists of two staves: a treble clef staff and a bass clef staff. The bass clef staff contains a broken chord (F5, C3, G2) with fingerings 1, 3, 5. The treble clef staff contains a melody of block chords (F5, C3, G2) with fingerings 5, 3, 1. Dashed lines indicate 'l. h. over' (left hand over) and 'l. h.' (left hand) movements between the staves.

TUMBLING



l. h. over

2

2

(low C) r. h. over



WARM-UPS

5 3 1


5 4

1 3 5

1 2

I V7*

LITTLE SONG



1

f

p

*TEACHER: The three-note V7 chord is introduced in "PIANO LESSONS, Level 2."

STACCATO



WARM-UP HOPS

Musical notation for 'WARM-UP HOPS' in 4/4 time. The piece consists of two staves (treble and bass clef). The melody in the treble clef starts with a quarter note on G4, followed by quarter notes on A4, B4, and C5. The bass clef accompaniment starts with a quarter note on G3, followed by quarter notes on A3, B3, and C4. The piece ends with a double bar line and repeat dots.



KANGAROO HOPS

Musical notation for 'KANGAROO HOPS' in 4/4 time. The piece consists of two staves. The treble clef melody includes fingerings: 1, 3, 5, 3, 1. The bass clef accompaniment includes fingerings: 5, 3, 1, 3, 5. The piece ends with a double bar line and repeat dots.



FAST HOPS!

Musical notation for 'FAST HOPS!' in 4/4 time. The piece consists of two staves. The treble clef melody includes fingerings: 5, 1. The bass clef accompaniment includes fingerings: 1, 5. The piece ends with a double bar line and repeat dots.

PHRASING

DROP~LIFT 1.

1 3 1 5
f *p* *f* *p*

f *p* *f* *p*

5 3 5 1

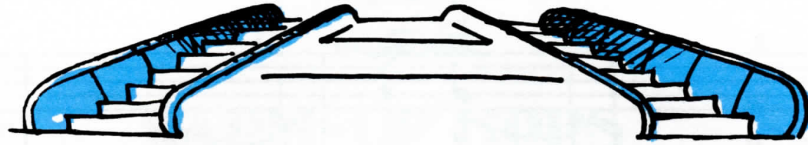
DROP~LIFT 2.

1 2 1 3
f *p* *f* *p*

f *p* *f* *p*

5 4 5 3 2 5 4 1

CONTRARY MOTION



THE ESCALATOR

Going up

1 3 1 3 1 3 1 3 1 3 1 3 1 3 2

Going down



JAPANESE FAN

1

THUMB CROSSINGS

TURN ME UNDER

First system of musical notation for 'TURN ME UNDER'. The piece is in 4/4 time. The right hand (treble clef) plays a sequence of notes: quarter, quarter, quarter, quarter, quarter, quarter, quarter, quarter. Fingerings are indicated above the notes: 1, 3, ①, 2, 2, 1, ③, 2, 1. The left hand (bass clef) plays a sequence of notes: quarter, quarter, quarter, quarter, quarter, quarter, quarter, quarter. The notes are: G2, F2, E2, D2, C2, B1, A1, G1.

Second system of musical notation for 'TURN ME UNDER'. The right hand (treble clef) plays a sequence of notes: quarter, quarter, quarter, quarter, quarter, quarter, quarter, quarter. The left hand (bass clef) plays a sequence of notes: quarter, quarter, quarter, quarter, quarter, quarter, quarter, quarter. Fingerings are indicated below the notes: 1, 3, ①, 2, 2, 1, ③, 2, 1. The notes are: G2, F2, E2, D2, C2, B1, A1, G1.

TURN ME UNDER, AGAIN

First system of musical notation for 'TURN ME UNDER, AGAIN'. The piece is in 3/4 time. The right hand (treble clef) plays a sequence of notes: quarter, quarter, quarter, quarter, quarter, quarter, quarter, quarter. Fingerings are indicated above the notes: 1, 3, ①, 3, 2, 3, ①, 3, 2. The left hand (bass clef) plays a sequence of notes: quarter, quarter, quarter, quarter, quarter, quarter, quarter, quarter. The notes are: G2, F2, E2, D2, C2, B1, A1, G1.

Second system of musical notation for 'TURN ME UNDER, AGAIN'. The right hand (treble clef) plays a sequence of notes: quarter, quarter, quarter, quarter, quarter, quarter, quarter, quarter. The left hand (bass clef) plays a sequence of notes: quarter, quarter, quarter, quarter, quarter, quarter, quarter, quarter. Fingerings are indicated below the notes: 1, 3, ①, 3, 2, 3, ①, 3, 2. The notes are: G2, F2, E2, D2, C2, B1, A1, G1.

F MAJOR FIVE FINGER PATTERNS



WARM~UPS

Musical notation for the 'WARM~UPS' section. It consists of two staves: a treble clef staff and a bass clef staff. The key signature has one flat (Bb) and the time signature is 4/4. The treble staff starts with a '1' above the first measure. The bass staff starts with a '5' below the first measure. The melody in the treble staff consists of quarter notes: F4, G4, A4, Bb4, C5, Bb4, A4, G4, F4. The bass line consists of quarter notes: F3, G3, A3, Bb3, C4, Bb3, A3, G3, F3. The piece ends with a double bar line and repeat dots.



SLOW WORK~OUT

Musical notation for the 'SLOW WORK~OUT' section. It consists of two staves: a treble clef staff and a bass clef staff. The key signature has one flat (Bb) and the time signature is 4/4. The treble staff starts with a '1' above the first measure. The bass staff starts with a '5' below the first measure. The melody in the treble staff consists of quarter notes: F4, G4, A4, Bb4, C5, Bb4, A4, G4, F4. The bass line consists of quarter notes: F3, G3, A3, Bb3, C4, Bb3, A3, G3, F3. The piece ends with a double bar line and repeat dots.



FAST WORK~OUT!

Musical notation for the 'FAST WORK~OUT!' section. It consists of two staves: a treble clef staff and a bass clef staff. The key signature has one flat (Bb) and the time signature is 4/4. The treble staff starts with a '5' above the first measure. The bass staff starts with a '1' below the first measure. The melody in the treble staff consists of eighth notes: F4, G4, A4, Bb4, C5, Bb4, A4, G4, F4. The bass line consists of eighth notes: F3, G3, A3, Bb3, C4, Bb3, A3, G3, F3. The piece ends with a double bar line and repeat dots.



SKIPPING

A musical score for piano in 4/4 time, featuring a simple skipping rhythm. The right hand plays a sequence of quarter notes: C4, D4, E4, F4, G4, A4, B4, C5. The left hand plays a sequence of quarter notes: C3, D3, E3, F3, G3, A3, B3, C4. Fingering numbers 1, 3, 5 are placed above the right-hand notes, and 5, 3, 1 are placed below the left-hand notes. The piece concludes with a double bar line and repeat dots.



SKIPPING, AGAIN

A musical score for piano in 4/4 time, featuring a more complex skipping rhythm. The right hand plays a sequence of quarter notes: C4, D4, E4, F4, G4, A4, B4, C5. The left hand plays a sequence of quarter notes: C3, D3, E3, F3, G3, A3, B3, C4. Fingering numbers 3, 5 are placed above the right-hand notes, and 3, 5, 4 are placed above the left-hand notes. The piece concludes with a double bar line and repeat dots.



SKIPPING FAST!

A musical score for piano in 4/4 time, featuring a fast skipping rhythm. The right hand plays a sequence of eighth notes: C4, D4, E4, F4, G4, A4, B4, C5. The left hand plays a sequence of eighth notes: C3, D3, E3, F3, G3, A3, B3, C4. Fingering numbers 5 and 1 are placed above the right-hand notes, and 1 and 5 are placed below the left-hand notes. The piece concludes with a double bar line and repeat dots.

CHORDS




CRAWLING

Musical notation for the piece 'CRAWLING'. It is written in 4/4 time with a key signature of one flat (Bb). The piece consists of four measures. The first measure has a whole rest in the treble clef and a half note G2 in the bass clef. The second measure has a whole rest in the treble clef and a half note A2 in the bass clef. The third measure has a half note Bb2 in the treble clef and a half note Bb2 in the bass clef. The fourth measure has a half note C3 in the treble clef and a half note C3 in the bass clef. Fingering numbers are provided: '5' under the first bass note, '1' under the second bass note, '1' under the first treble note, and '5 3 1' under the second treble note.



OFF WE GO!

Musical notation for the piece 'OFF WE GO!'. It is written in 3/4 time with a key signature of one flat (Bb). The piece consists of two systems of four measures each. The first system has a whole rest in the treble clef and a half note G2 in the bass clef in the first measure. The second measure has a whole rest in the treble clef and a half note A2 in the bass clef. The third measure has a half note Bb2 in the treble clef and a half note Bb2 in the bass clef. The fourth measure has a half note C3 in the treble clef and a half note C3 in the bass clef. Fingering numbers are provided: '5' under the first bass note, and '5 3 1' under the first treble note. The second system consists of four measures of sustained chords in both hands, with the first measure having a half note G2 in the bass and a half note Bb2 in the treble, and the second measure having a half note A2 in the bass and a half note C3 in the treble.



LOOP THE LOOP

1. *l. h. over*

2. *r. h. over*

WARM-UPS



1 2 5 1 5 4

I V7 I



MORNING SONG

3 *f*

p

STACCATO ~ LEGATO



HOP ~ SLIDE

Musical notation for a piano exercise in 4/4 time, key of B-flat major. The exercise consists of four measures. The first measure has a finger number '1' above the first note. The melody in the treble clef consists of quarter notes: B-flat, C, D, E, F, G, A, B-flat. The bass clef accompaniment consists of quarter notes: B-flat, C, D, E, F, G, A, B-flat. The final two measures feature a long slur over the notes, indicating a legato or sliding motion.



HOP ~ STEP

Musical notation for a piano exercise in 2/4 time, key of B-flat major. The exercise consists of four measures. The first measure has a finger number '5' above the first note. The melody in the treble clef consists of quarter notes: B-flat, C, D, E, F, G, A, B-flat. The bass clef accompaniment consists of quarter notes: B-flat, C, D, E, F, G, A, B-flat. The final two measures feature a long slur over the notes, indicating a legato or sliding motion.

Musical notation for a piano exercise in 2/4 time, key of B-flat major. The exercise consists of four measures. The melody in the treble clef consists of quarter notes: B-flat, C, D, E, F, G, A, B-flat. The bass clef accompaniment consists of quarter notes: B-flat, C, D, E, F, G, A, B-flat. The final two measures feature a long slur over the notes, indicating a legato or sliding motion.

PHRASING



SWINGING



FLOATING RIGHT, FLOATING LEFT

G MAJOR FIVE FINGER PATTERNS



WALKING~RUNNING

Musical notation for the 'Walking~Running' exercise. It consists of two staves in G major (one sharp) and 4/4 time. The right hand starts with a quarter note G4 (finger 1) and proceeds with quarter notes A4, B4, C5, B4, A4, G4. The left hand starts with a quarter note G3 (finger 5) and proceeds with quarter notes A3, B3, C4, B3, A3, G3. The piece concludes with a double bar line and repeat dots.



TRICKY STEPS 1.

Musical notation for the 'Tricky Steps 1' exercise. It consists of two staves in G major and 4/4 time. The right hand starts with a quarter note G4 (finger 1) and proceeds with quarter notes A4, B4, C5, B4, A4, G4. The left hand starts with a quarter note G3 (finger 5) and proceeds with quarter notes A3, B3, C4, B3, A3, G3. The piece concludes with a double bar line and repeat dots.



TRICKY STEPS 2.

Musical notation for the 'Tricky Steps 2' exercise. It consists of two staves in G major and 4/4 time. The right hand starts with a quarter note G4 (finger 5) and proceeds with quarter notes A4, B4, C5, B4, A4, G4. The left hand starts with a quarter note G3 (finger 1) and proceeds with quarter notes A3, B3, C4, B3, A3, G3. The piece concludes with a double bar line and repeat dots.



STRETCHING UP

Handwritten musical notation for the "STRETCHING UP" exercise. The piece is in 4/4 time and G major. The right hand (treble clef) plays a sequence of notes: G4 (finger 1), A4 (finger 2), B4 (finger 3), C5 (finger 4), D5 (finger 5), C5 (finger 4), B4 (finger 3), A4 (finger 2), G4 (finger 1). The left hand (bass clef) plays a sequence of notes: G3 (finger 5), F3 (finger 4), E3 (finger 3), D3 (finger 2), C3 (finger 1), D3 (finger 2), E3 (finger 3), F3 (finger 4), G3 (finger 5).



STRETCHING DOWN

Handwritten musical notation for the "STRETCHING DOWN" exercise. The piece is in 4/4 time and G major. The right hand (treble clef) plays a sequence of notes: G4 (finger 5), F4 (finger 4), E4 (finger 3), D4 (finger 2), C4 (finger 1), D4 (finger 2), E4 (finger 3), F4 (finger 4), G4 (finger 5). The left hand (bass clef) plays a sequence of notes: G3 (finger 1), F3 (finger 2), E3 (finger 3), D3 (finger 4), C3 (finger 5), D3 (finger 4), E3 (finger 3), F3 (finger 2), G3 (finger 1).



SKIPPING FAST!

Handwritten musical notation for the "SKIPPING FAST!" exercise. The piece is in 4/4 time and G major. The right hand (treble clef) plays a sequence of notes: G4 (finger 5), A4 (finger 5), B4 (finger 5), C5 (finger 5), D5 (finger 5), C5 (finger 5), B4 (finger 5), A4 (finger 5), G4 (finger 5). The left hand (bass clef) plays a sequence of notes: G3 (finger 1), A3 (finger 1), B3 (finger 1), C4 (finger 1), D4 (finger 1), C4 (finger 1), B3 (finger 1), A3 (finger 1), G3 (finger 1).

CHORDS



ON THE TRAMPOLINE

Musical score for "ON THE TRAMPOLINE" in G major, 3/4 time. The score consists of two systems of piano accompaniment.

System 1:

- Measure 1: Treble clef has a whole rest; Bass clef has a quarter note G (finger 5).
- Measure 2: Treble clef has a quarter note A (finger 1), quarter note B (finger 1); Bass clef has a whole rest.
- Measure 3: Treble clef has a whole rest; Bass clef has a whole note chord G-B-D (finger 1, 3, 5).
- Measure 4: Treble clef has a whole note chord G-B-D (finger 5, 3, 1); Bass clef has a whole rest.

System 2:

- Measure 1: Treble clef has a quarter note G (finger 5), quarter note A (finger 5), quarter note B (finger 5); Bass clef has a whole rest.
- Measure 2: Treble clef has a whole rest; Bass clef has a quarter note G (finger 1), quarter note A (finger 1), quarter note B (finger 1).
- Measure 3: Treble clef has a whole note chord G-B-D; Bass clef has a whole rest.
- Measure 4: Treble clef has a whole note chord G-B-D; Bass clef has a whole note chord G-B-D.



STEAMBOAT PUFFING

Musical score for "STEAMBOAT PUFFING" in G major, 4/4 time. The score consists of one system of piano accompaniment.

System 1:

- Measure 1: Treble clef has a whole note chord G-B-D (finger 1, 3, 5); Bass clef has a whole rest.
- Measure 2: Treble clef has a whole rest; Bass clef has a whole note chord G-B-D (finger 1, 3, 5).
- Measure 3: Treble clef has a whole note chord G-B-D; Bass clef has a whole note chord G-B-D.
- Measure 4: Treble clef has a whole note chord G-B-D; Bass clef has a whole note chord G-B-D.

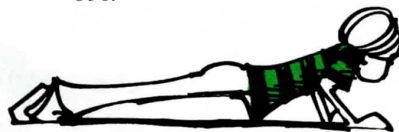


LOOP THE LOOP

l.h. over

r.h. over

WARM-UPS



I V₇ I



EVENING SONG

STACCATO ~ LEGATO



HOP, GLIDE 1.

Musical notation for 'Hop, Glide 1' in 4/4 time, key of D major. The piece consists of two staves: a treble clef staff and a bass clef staff. The treble staff has a whole note G4 (finger 1), followed by a half note G4 (finger 5), a half note F#4 (finger 2), and a whole note E4 (finger 5). The bass staff has a whole note G3 (finger 5), followed by a half note G3 (finger 1), a half note F#3 (finger 4), and a whole note E3 (finger 1). A slur covers the last two notes of both staves.



HOP, GLIDE 2.

Musical notation for 'Hop, Glide 2' in 3/4 time, key of D major. The piece consists of two staves: a treble clef staff and a bass clef staff. The treble staff has a whole note G4 (finger 5), followed by a half note G4 (finger 3), a half note F#4 (finger 2), and a whole note E4 (finger 5). The bass staff has a whole note G3 (finger 1), followed by a half note G3 (finger 3), a half note F#3 (finger 4), and a whole note E3 (finger 4). A slur covers the last two notes of both staves.

Continuation of the musical notation for 'Hop, Glide 2'. The treble staff has a whole note G4 (finger 5), followed by a half note G4 (finger 3), a half note F#4 (finger 2), and a whole note E4 (finger 5). The bass staff has a whole note G3 (finger 1), followed by a half note G3 (finger 3), a half note F#3 (finger 4), and a whole note E3 (finger 4). A slur covers the last two notes of both staves.

PHRASING ~ CONTRARY MOTION



DROP ~ LIFT



DROP ~ FLOAT OFF

MOVING HAND POSITIONS


BUSY FINGERS!

Two systems of piano music in 4/4 time. The first system consists of two measures. The right hand plays a melodic line starting on G4, moving up stepwise to D5, then down stepwise to G4. The left hand plays a bass line starting on G2, moving up stepwise to D3, then down stepwise to G2. Both hands have a slur over the first four notes. The second system also consists of two measures. The right hand starts on G4, moves up to D5, then down to G4. The left hand starts on G2, moves up to D3, then down to G2. Both hands have a slur over the first four notes. Fingering numbers 1 and 5 are indicated above and below the notes respectively.

KEEP YOUR BALANCE

Two systems of piano music in 4/4 time. The first system consists of four measures. The right hand plays a melodic line starting on G4, moving up stepwise to D5, then down stepwise to G4. The left hand plays a bass line starting on G2, moving up stepwise to D3, then down stepwise to G2. Both hands have a slur over the first four notes. The second system also consists of four measures. The right hand starts on G4, moves up to D5, then down to G4. The left hand starts on G2, moves up to D3, then down to G2. Both hands have a slur over the first four notes. Fingering numbers 1, 3, 2, and 4 are indicated above the notes in the right hand. Dynamics *f* and *p* are marked. A bass clef is also present in the left hand of the second system.

DOTTED RHYTHM



THE BALKY MULE!

Musical notation for the first system, featuring a treble and bass clef with a 4/4 time signature. The treble staff starts with a forte (*f*) dynamic and a first finger (1) fingering. The bass staff starts with a piano (*p*) dynamic and a first finger (1) fingering. The piece concludes with a final chord marked with 3 and 5.

Musical notation for the second system, continuing the melody and accompaniment. The treble staff includes a flat (b) and a first finger (1) fingering. The bass staff includes a flat (b) and a first finger (1) fingering. The piece concludes with a final chord marked with 3 and 5.

Musical notation for the third system, continuing the melody and accompaniment. The treble staff includes a first finger (1) fingering. The bass staff includes a first finger (1) fingering. The piece concludes with a final chord marked with 3 and 5.

Musical notation for the fourth system, concluding the piece. The treble staff includes a first finger (1) fingering. The bass staff includes a first finger (1) fingering. The piece concludes with a final chord marked with 3 and 5.

THUMB CROSSINGS



CATCH ME!

Handwritten musical score for piano, 4/4 time signature, featuring four systems of exercises. Each system consists of a treble clef staff and a bass clef staff. Fingerings are indicated by circled numbers 1-5. The exercises focus on thumb crossings and finger independence.

System 1:
 Treble clef: 1 2 3 ① 2 3, 2 1 ③ 2 1
 Bass clef: 5 4 3 2 1 ③, 1 2 3 4 5

System 2:
 Treble clef: 1 4 ① 2, 1 ④
 Bass clef: 5 1 ③ 1

System 3:
 Treble clef: 1 3 ① 2, 2 1 ③
 Bass clef: 5 1 ③ 1

System 4:
 Treble clef: 1 3 ① 2, 2 1 ③
 Bass clef: 5 1 ③ 1

CHROMATICS



BEE BUZZING

Musical notation for the first system of 'Bee Buzzing'. It consists of a grand staff with a treble and bass clef. The time signature is 2/4. The treble clef staff contains a melodic line with eighth notes and triplets. The notes are G4 (sharp), A4, B4, C5, B4, A4, G4. Above the notes are fingerings: 3, 1, 3, 1, 3, 1, 3, 1, 3. The bass clef staff contains a whole note chord of G4 (sharp) and B4.

Musical notation for the second system of 'Bee Buzzing'. It consists of a grand staff with a treble and bass clef. The treble clef staff contains a whole note chord of G4 (sharp) and B4. The bass clef staff contains a melodic line with eighth notes and triplets. The notes are G4 (sharp), A4, B4, C5, B4, A4, G4. Below the notes are fingerings: 3, 1, 3, 1, 3, 1, 3, 1, 3.

MOSQUITO BUZZING



Musical notation for the first system of 'Mosquito Buzzing'. It consists of a grand staff with a treble and bass clef. The time signature is 2/4. The treble clef staff contains a melodic line with eighth notes and triplets. The notes are G4, A4, B4, C5, B4, A4, G4. Above the notes are fingerings: 2, 1, 3, 1, 3, 1, 3, 1, 2. The bass clef staff contains a whole note chord of G4 and B4.

Musical notation for the second system of 'Mosquito Buzzing'. It consists of a grand staff with a treble and bass clef. The treble clef staff contains a whole note chord of G4 and B4. The bass clef staff contains a melodic line with eighth notes and triplets. The notes are G4, A4, B4, C5, B4, A4, G4. Below the notes are fingerings: 1, 2, 3, 1, 3, 1, 3, 2, 1.

PEDAL

THE HARP SONG




Musical notation for the first system of 'The Harp Song'. It consists of a grand staff with a treble clef on the upper staff and a bass clef on the lower staff. The time signature is 3/4. A long slur covers the first two measures of the bass staff, with a '5' below the first note. The right hand plays a melody starting in the second measure. A fermata is placed over the final note of the right hand in the third measure. The instruction 'l. h. over' is written below the treble staff in the third measure.

Musical notation for the second system. The right hand melody continues from the first system. A fermata is placed over the final note of the right hand in the third measure. The instruction 'l. h. over' is written below the treble staff in the third measure. The left hand has a '5' below the first note in the first measure.

Musical notation for the third system. The right hand melody continues. A fermata is placed over the final note of the right hand in the third measure. The instruction 'l. h. over' is written below the treble staff in the third measure. The left hand has a '5' below the first note in the first measure.

Musical notation for the fourth system. The right hand melody continues. A fermata is placed over the final note of the right hand in the third measure. The instruction 'l. h. over' is written below the treble staff in the third measure. The left hand has a '5' below the first note in the first measure. The system ends with a double bar line and repeat dots.

DOUBLE NOTES



TWO'S COMPANY

3 1 4 2 5 3

3 5 2 4 1 3

5 3 4 2 3 1

1 3 2 4 3 5







TOO MUCH FUN!

3 1 4 2 5 3 4 2 3 1

3 5 2 4 1 3 2 4 3 5

TEACHER'S TECHNIC



SHEET MUSIC SOLOS

THE VERY YOUNG PIANIST

Elephants' Parade, The (GP166)
Our Chipmunk (GP167)
Raindrops Chatter (GP163)
Spider On My Bed (GP162)
Tom Turkey (GP164)
Yellow Ribbons (GP165)

PRIMER LEVEL

Baby Dinosaur, The (WP1078)
Balloons For Sale (WP1001)
Christmas Medley, Primer (WP1020)
Circus Parade (WP1000)
Graceful Ghost, The (WP1057)
Holland Holiday (WP1066)
Jolly Juggler, The (WP1022)
King's March (WP1023)
Little Jiff (WP1062)
Little Lost Cat (WP1063)
Roadrunner, The (WP1024)
Rudolph, the Red-Nosed Reindeer (WP1049)
Spot (WP1025)
Teddy Bear Boogie (WP1064)
Trick or Treat (WP1026)
Wake-Up Call (WP1065)
Wrapping Presents (WP1087)

LEVEL ONE

All School Parade (WP1027)
Backyard Friends (WP1079)
Bear on a Bike (WP1004)
Big Chief Indian (GP175)
Big Red Fire Engine, The (GP140)
Candy Striped Carousel (GP1005)
Carnival Cha Cha (GP138)
Cat at Night (GP139)
Chinatown (GP126)
Christmas Medley, Level 1 (WP1021)
Dancing (WP1028)
Dancing Ponies (WP1088)
Daydreaming (WP1080)
Frisbee™ Flyers (WP1029)
Halloween Witches (WP1030)
Happy Witch, The (GP150)
Have You Seen? (GP125)
Little Dog Running Down the Street (GP124)
Marching Band (WP1006)
Marching to School (GP135)
Midnight Dance (WP1031)
Monday Rainbow, The (WP1081)
My New Bike (GP148)
Night Visitor (WP1082)
Parade of the Stars (WP1083)
Piano Tuner, The (GP207)
Red Light, Green Light (GP137)
Rock Solid (WP1069)
Roller Blades (WP1085)
Saturday Date, A (WP1086)
School Days (GP208)
Sleepy Alligator, The (GP136)
Summer Vacation (WP1067)
Sun Fiesta (WP1070)
Taco Joe (WP1032)
Turtle at the Zoo (GP123)
Twelve Days of Christmas (WP1019)
Wily Witch, The (WP1058)

LEVEL TWO

Buried Treasures (WP1071)
Calico Cat, The (GP179)
Chinese Snowman, The (GP149)
Clouds (WP1012)
Computer Print-Out (WP1068)

Dump Trucks on Parade (GP112)
Escalator, The (GP171)
First Dancing Class, The (GP129)
Ghosts Dance on Halloween (WP1033)
Heart Breaker (WP1072)
Hush-A-Bye Dolly (GP111)
Indian Ceremonial (WP1007)
It's Raining Out (GP113)
Kitty Cat (GP118)
Latin Holiday (GP105)
March Militaire - Schubert/Bastien (WP1013)
My Green Umbrella (GP106)
Native Dancer (GP205)
Parakeets in Birdland (GP108)
Pioneer Days (WP1008)
Pirate Island (WP1040)
Pumpkin Party (WP1059)
Run-Away Balloon (GP127)
Scat Boogie (WP1014)
Skiing (WP1038)
Skin Divers (GP174)
Spring Carnival (WP1073)
Wild Daisies (GP128)
Wise Old Owl (GP117)

LEVEL THREE

Beethoven's 5th (GP186)
Black Cat Shuffle (WP1060)
Block Party (WP1075)
Blue Mood (GP161)
Broken Clock, The (GP146)
Chasin' the Blues (WP1009)
Climbing in the Cherry Tree (GP115)
Fast Train (WP1010)
First Sonata, A (GP147)
Fish at Play (GP168)
George Washington Crosses the Delaware (GP102)
Giraffe Talk (GP169)
Good Time Boogie (WP1037)
Halloween Haunted House (WP1034)
Hong Kong Marketplace (WP1041)
Jazz Band (WP1076)
March of the Astronauts (GP170)
May Day Celebration (WP1077)
Mexican Fiesta (GP143)
On the Merry-Go-Round (GP132)
Party Rag (WP1035)
Peasant Dance (GP206)
Poodles Prancing (GP107)
River Rafting (WP1074)
Sea Mist (WP1015)
Sonatina in F (GP192)
Sonatina in G (GP155)
Spooks on Halloween (GP109)
Sultan's Caravan, The (WP1046)
Tumbling (GP131)
Victory March (GP209)

LEVEL FOUR

Autumn Sonata (GP202)
Black Cat Tango (GP100)
Bourrée - Bach/Bastien (GP190)
Chinese Tea Party, The (GP114)
Dublin Irish Jig (GP103)
Entertainer, The - Joplin/Bastien (GP177)
Entry of the Gladiators - Fucik/Bastien (WP1036)
Festival (GP158)
Fifth Avenue Poodle (GP141)
Great Halloween Getaway (WP1061)
Jesus, Joy of Man's Desiring - Bach/Bastien (GP188)
Little Gray Burro (GP173)
Maple Leaf Rag - Joplin/Bastien (GP182)
March Allegro (WP1042)
March of the Troll Dolls (GP116)
Moods For Piano (WP1043)
Petite Suite (WP1011)

Rock Concert (GP144)
Rock Festival (GP156)
Rustling Aspen Leaves (GP133)
Señorita (GP172)
Sonatina in Classic Style (GP183)
Sonatine (WP1044)
Spanish Dancer (WP1045)
Spring Sonata (GP204)
Summer Sonata (GP201)
Three Dances (GP200)
Toccata in D Minor - Bach/Bastien (GP189)
Variations on a Theme by Paganini (GP187)
Victory March (GP209)
Village Square (GP160)
Winter Sonata (WP203)

LEVEL FIVE

Concerto in A Minor - Vivaldi/Bastien (GP191)
Final Exam Blues (GP101)
Gigue (GP145)
Gospel (GP176)
Holiday Serenade (GP142)
July 4th Square Dance (GP104)
Rock Time U.S.A. (GP157)
Sonatina in Romantic Style (GP184)
Space Explorers (GP130)
Tarantella (GP159)

LEVEL SIX

Arabesque and Ballade -
Burgmüller/Bastien (WP1050)
Four Chopin Preludes - Chopin/Bastien (WP1051)
Für Elise - Beethoven/Bastien (WP1052)
Solfeggietto - C.P.E. Bach/Bastien (WP1053)
Sonata in C - Mozart/Bastien (WP1054)
Sonatina in C - Clementi/Bastien (WP1055)
Sonatina in Contemporary Style (GP185)
Spinning Song - Ellmenreich/Bastien (WP1056)
Toccata (GP178)

SPECIAL BOOKS & MATERIALS

ADULT COURSE

Bastien Piano for Adults - Book 1 (KP1)
Bastien Piano for Adults - Book 2 (KP2)
Beginning Piano for Adults (GP23)
Older Beginner Piano Course - Level 1 (WP32)
Older Beginner Piano Course - Level 2 (WP33)
Piano: 2nd Time Around (WP59)

FLASHCARDS

Interval Flashcards (WP247)
Music Flashcards (GP27)

PARENT'S GUIDE

A Parent's Guide to Piano Lessons (WP29)

PEDAGOGY TEXT

How to Teach Piano Successfully, 3rd Ed. (GP40)

STICKERS

Jane Smisor Bastien Helpful Hint Seals (G3)
Jane Smisor Bastien Honor Award Seals (G2)
Jane Smisor Bastien Lesson Award Seals (G4)
Jane Smisor Bastien Theory Award Seals (G1)

STUDENT ASSIGNMENT BOOK

Music Notebook (GP16)
Practice Party (WP293)

TEACHER'S RECORD BOOK

Music Teacher's Record Book (WP28)

TRANSFER STUDENT

Multi-Key Reading (GP29)

COURSE BOOKS

INTERMEDIATE PIANO LIBRARY METHOD

Intermediate Repertoire 1 (WP105)
Intermediate Repertoire 2 (WP106)
Intermediate Repertoire 3 (WP107)

THEORY

Intermediate Theory 1 (WP108)
Intermediate Theory 2 (WP109)
Intermediate Theory 3 (WP110)

TECHNIC

Intermediate Technic 1 (WP111)
Intermediate Technic 2 (WP112)
Intermediate Technic 3 (WP113)

SOLO COLLECTIONS

Intermediate Multi-key Solos 1 (WP114)
Intermediate Multi-key Solos 2 (WP115)
Intermediate Multi-key Solos 3 (WP116)

THE BASTIEN PIANO LIBRARY METHOD

Piano Lessons, Primer Level (WP1)
Piano Lessons, Level 1 (WP2)
Piano Lessons, Level 2 (WP3)
Piano Lessons, Level 3 (WP4)
Piano Lessons, Level 4 (WP5)

THEORY

Theory Lessons, Primer Level (WP6)
Theory Lessons, Level 1 (WP7)
Theory Lessons, Level 2 (WP8)
Theory Lessons, Level 3 (WP9)
Theory Lessons, Level 4 (WP10)

TECHNIC

Technic Lessons, Primer Level (WP11)
Technic Lessons, Level 1 (WP12)
Technic Lessons, Level 2 (WP13)
Technic Lessons, Level 3 (WP14)
Technic Lessons, Level 4 (WP15)

NOTE SPELLER

Note Speller, Level 1 (WP20)

SIGHT READING

Sight Reading, Level 1 (WP16)
Sight Reading, Level 2 (WP17)
Sight Reading, Level 3 (WP18)
Sight Reading, Level 4 (WP19)

SOLO COLLECTIONS

Piano Solos, Primer Level (WP22)
Piano Solos, Level 1 (WP23)
Piano Solos, Level 2 (WP24)
Piano Solos, Level 3 (WP25)
Piano Solos, Level 4 (WP26)

TRADITIONAL PRIMERS

Traditional Primer–Piano Lessons (WP100)
Traditional Primer–Theory and Technic (WP101)
Traditional Primer–Piano Solos (WP102)

THE OLDER BEGINNER PIANO LIBRARY METHOD

The Older Beginner Piano Course, Level 1 (WP32)
The Older Beginner Piano Course, Level 2 (WP33)

THEORY/TECHNIC/SIGHT READING

Musicianship For The Older Beginner, Level 1 (WP34)
Musicianship For The Older Beginner, Level 2 (WP35)

SOLO COLLECTIONS

Classic Themes by the Masters (WP40)
Easy Piano Classics (WP42)
Favorite Melodies the World Over, Level 1 (WP37)
Favorite Melodies the World Over, Level 2 (WP38)
Religious Favorites (WP41)
Solo Repertoire (WP83)

MUSIC THROUGH THE PIANO LIBRARY METHOD

Pre-Reading Experiences (GP1)
First Reading Experiences (GP35)
Book 1 Reading (GP2)
Book 2 Reading (GP4)
Book 3 Reading (GP6)

THEORY

Book 1 Writing (GP3)
Book 2 Writing (GP5)
Book 3 Writing (GP7)
Book 4 Writing (GP31)
Book 5 Writing (GP32)
Book 6 Writing (GP33)

TECHNIC

Magic Finger Technique, Book 1 (GP13)
Magic Finger Technique, Book 2 (GP14)
Magic Finger Technique, Book 3 (GP15)

THE VERY YOUNG PIANIST LIBRARY METHOD

The Very Young Pianist, Book 1 (GP34)
The Very Young Pianist, Book 2 (GP51)
The Very Young Pianist, Book 3 (GP52)

THEORY

The Very Young Pianist, Workbook A (GP53)
The Very Young Pianist, Workbook B (GP54)

EAR TRAINING

The Very Young Pianist Listens & Creates, Book 1 (GP79)
The Very Young Pianist Listens & Creates, Book 2 (GP80)
The Very Young Pianist Listens & Creates, Book 3 (GP81)

COLLECTIONS

More Pre-Reading Solos (GP304)
Pre-Reading Christmas Carols (GP301)
Pre-Reading Duets, Book 1 (GP87)
Pre-Reading Duets, Book 2 (GP88)
Pre-Reading Duets, Book 3 (GP89)
Pre-Reading Solos (GP36)
Solos for the Very Young Pianist, Book 1 (GP75)
Solos for the Very Young Pianist, Book 2 (GP82)

ADULT STUDENT

Bastien Piano For Adults, Book 1 (KP1)
Bastien Piano For Adults, Book 2 (KP2)
Beginning Piano For Adults (GP23)
Piano: 2nd Time Around (WP59)

SUPPLEMENTARY BOOKS

CHRISTMAS

Christmas Carols for Multiple Pianos (GP42) [4]
Christmas Duets, Level 1 (GP311)
Christmas Duets, Level 2 (GP312)
Christmas Duets, Level 3 (GP313)
Christmas Favorites, Primer (WP48)
Christmas Favorites, Level 1 (WP49)
Christmas Favorites, Level 2 (WP50)
Christmas Favorites, Level 3 (WP68)
Christmas Favorites, Level 4 (WP69)
Merry Christmas, Vol. 1 (GP8) [1]
Merry Christmas, Vol. 2 (GP17) [2]
Merry Christmas, Vol. 3 (GP41) [4]
Nutcracker Suite, The (WP67) [4]

CLASSIC THEMES

Favorite Classic Melodies, Primer (WP72)
Favorite Classic Melodies, Level 1 (WP73)
Favorite Classic Melodies, Level 2 (WP74)
Favorite Classic Melodies, Level 3 (WP75)
Favorite Classic Melodies, Level 4 (WP76)

COUNTRY & WESTERN

Country, Western 'N Folk, Book 1 (GP66) [3]
Country, Western 'N Folk, Book 2 (GP67) [4]

DUETS

Duet Favorites, Level 1 (WP60)
Duet Favorites, Level 2 (WP61)
Duet Favorites, Level 3 (WP62)

Duet Favorites, Level 4 (WP63)
Duets for Fun, Book 1 (GP22) [2]
Duets for Fun, Book 2 (GP43) [3]

FOLK TUNES

Airs and Ballads of Britain (GP303) [2]
Folk Tune Favorites, Primer (WP46) [P]
Folk Tune Favorites, Level 1 (WP47) [1]
Folk Tunes for Fun (GP21) [1]
Hebrew Favorites (GP92) [3]
Japanese Folk Tunes (GP91) [3]
More Folk Tunes for Fun (GP26) [3]

HYMNS

Hymn Favorites, Primer (WP43) [P]
Hymn Favorites, Level 1 (WP44) [1]
Hymn Favorites, Level 2 (WP45) [2]
Hymns for Piano, Book 1 (GP24) [1]
Hymns for Piano, Book 2 (GP25) [2]

PIANO LITERATURE

First Bach Album (WP128) [5]
First Piano Repertoire Album (WP70) [3-4]
Piano Literature, Vol. 1 (GP9) [4]
Piano Literature, Vol. 2 (GP10) [5]
Piano Literature, Vol. 3 (GP20) [6]
Piano Literature, Vol. 4 (GP57) [6]
Piano Literature, Vol. 5 (GP441) [6]

POP & ROCK

First Pops For Piano (WP135) [P-1]
Pop Piano Styles, Level 1 (WP51)
Pop Piano Styles, Level 2 (WP52)
Pop Piano Styles, Level 3 (WP53)
Pop Piano Styles, Level 4 (WP54)
Pop, Rock 'N Blues, Book 1 (GP37) [2]
Pop, Rock 'N Blues, Book 2 (GP38) [3]
Pop, Rock 'N Blues, Book 3 (GP39) [4]
Rock 'N Blues For Fun (GP56) [1]

POPULAR COLLECTIONS

Bastien's Best Of Bacharach & David (WP134) [4]
First Songs Of My Country (WP140) [P-1]
Patriotic Songs for Piano (WP21) [2]
Scott Joplin Favorites (GP90) [4]
Stephen Foster Favorites (WP27) [1]
Walt Disney Favorites (GP28) [1]

SOLO COLLECTIONS

Bastien Favorites, Level 1 (GP83)
Bastien Favorites, Level 2 (GP84)
Bastien Favorites, Level 3 (GP85)
Bastien Favorites, Level 4 (GP86)
Happy Halloween, (WP103) [P-2]
Happy Valentine's, (WP104) [P-2]
Piano Recital Solos, Primer (WP64)
Piano Recital Solos, Level 1 (WP65)
Piano Recital Solos, Level 2 (WP66)
Piano Recital Solos, Level 3 (WP77)
Piano Recital Solos, Level 4 (WP78)
Playtime At The Piano, Book 1 (GP18) [2]
Playtime At The Piano, Book 2 (GP19) [3]

SONATINA COLLECTIONS

First Sonatina Album (WP124) [4-5]
First Sonatinas (GP302) [3]
More Mini Sonatinas (WP408) [1]
Sonatina Favorites, Book 1 (GP97) [4]
Sonatina Favorites, Book 2 (GP98) [5]
Sonatina Favorites, Book 3 (GP99) [6]
Sonatinas For The Seasons (GP310) [4]
Three Mini Sonatinas (WP139) [1-2]

TECHNIC

Czerny And Hanon For The Intermediate Grades (GP30) [6]
First Hanon Studies (WP31) [3]
Major Scales & Pieces (GP11) [4]
Minor Scales & Pieces (GP12) [5]

ISBN: 0-8497-5011-3



90000



9 780849 750113